

2021-22 Start Strong Summary Results

District: Hazlet Township Public Schools

Date: January 2022

Fall 2021 Start Strong Assessment

Start Strong Fall 2021 was intended to...

- Produce information that should be used as a standards-based complement to the resources used by educators in their classrooms to evaluate the needs of students.
- Be administered quickly and provide immediate results.
- Meet federal flexibility for the 2020-2021 school year associated with the administration of general English language arts (ELA)/mathematics/science assessment, including public reporting of school-level results disaggregated by subgroup.

Start Strong Fall 2021 was *not* intended to...

- Replace local standards-based benchmark assessments districts may already have in place.
- Replace the spring 2022 New Jersey Student Learning Assessments (NJSLA) statewide summative assessments.
- This is a one-time flexibility granted by the United States Department of Education (USED). It is expected that all eligible students will participate in the spring 2022 NJSLA statewide assessments.

Table of Contents

- Section 1: District Analysis
- Section 2: School Analysis
- Section 3: Demographic Analysis
- Section 4: Next Steps

Section 1

District Analysis

Start Strong vs. NJSLA Scoring

Start Strong

Level 3: Less Support May Be Needed

Level 2: Some Support May Be Needed

Level 1: Strong Support May Be Needed

NJSLA

Level 5: Exceeded Expectations

Level 4: Met Expectations

Level 3: Approaching Expectations

Level 2: Partially Met Expectations

Level 1: Did Not Yet Meet Expectations

HAZLET TOWNSHIP PUBLIC SCHOOLS

2021-22 Fall Start Strong ELA/Language Arts

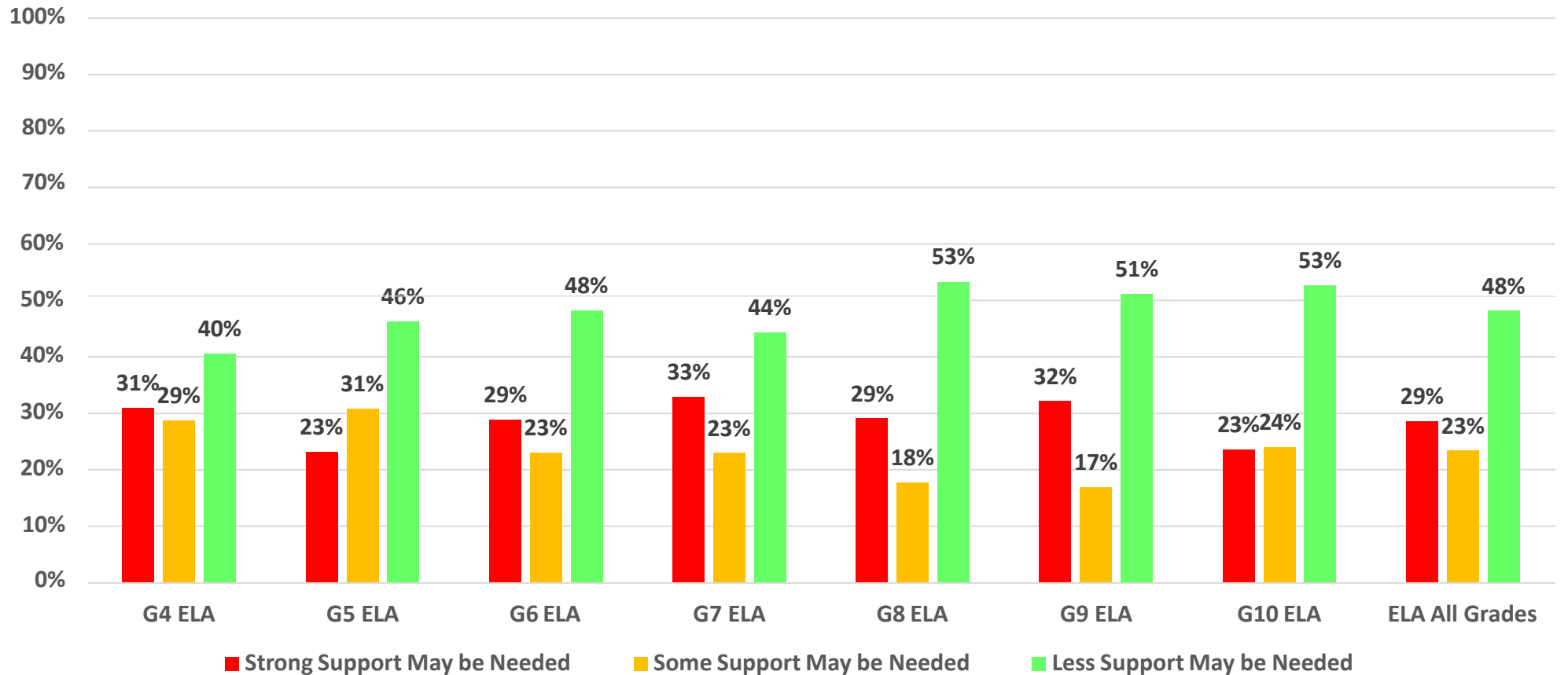
Grade	Total # students Tested	Support Levels					
		Strong Support May be Needed (Level 1)		Some Support May be Needed (Level 2)		Less Support May be Needed (Level 3)	
		2021-22	2021-22	2021-22	2021-22	2021-22	2021-22
		# of students	% of total	# of students	% of total	# of students	% of total
4	178	55	31%	51	29%	72	40%
5	182	42	23%	56	31%	84	46%
6	187	54	29%	43	23%	90	48%
7	201	66	33%	46	23%	89	44%
8	186	54	29%	33	18%	99	53%
9	190	61	32%	32	17%	97	51%
10	213	50	23%	51	24%	112	53%
All Grades	1,337	382	29%	312	23%	643	48%

HAZLET TOWNSHIP PUBLIC SCHOOLS

2021-22 Fall Start Strong

ELA/Language Arts

Distribution by Achievement Level



HAZLET TOWNSHIP PUBLIC SCHOOLS

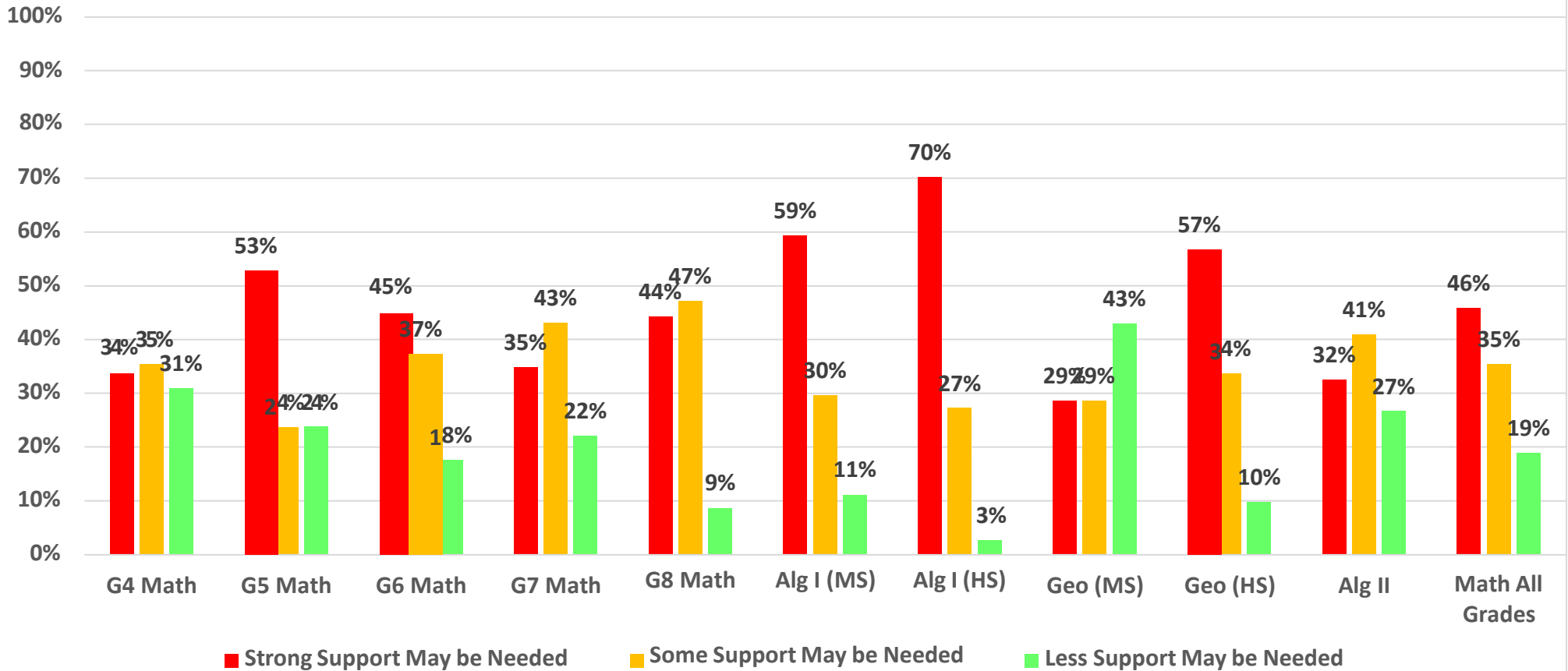
2021-22 Fall Start Strong Mathematics

Grade	Total # students Tested	Support Levels					
		Strong Support May be Needed (Level 1)		Some Support May be Needed (Level 2)		Less Support May be Needed (Level 3)	
		2021-22	2021-22	2021-22	2021-22	2021-22	2021-22
		# of students	% of total	# of students	% of total	# of students	% of total
4	178	60	34%	63	35%	55	31%
5	182	96	53%	43	24%	43	24%
6	188	85	45%	70	37%	33	18%
7	181	63	35%	78	43%	40	22%
8	104	46	44%	49	47%	9	9%
Alg I (MS)	81	48	59%	24	30%	9	11%
Alg I (HS)	114	80	70%	31	27%	3	3%
Geo (MS)	21	6	29%	6	29%	9	43%
Geo (HS)	196	111	57%	66	34%	19	10%
Alg II	188	61	32%	77	41%	50	27%
All Grades	1,433	656	46%	507	35%	270	19%

HAZLET TOWNSHIP PUBLIC SCHOOLS

2021-22 Fall Start Strong Mathematics

Distribution by Achievement Level



HAZLET TOWNSHIP PUBLIC SCHOOLS

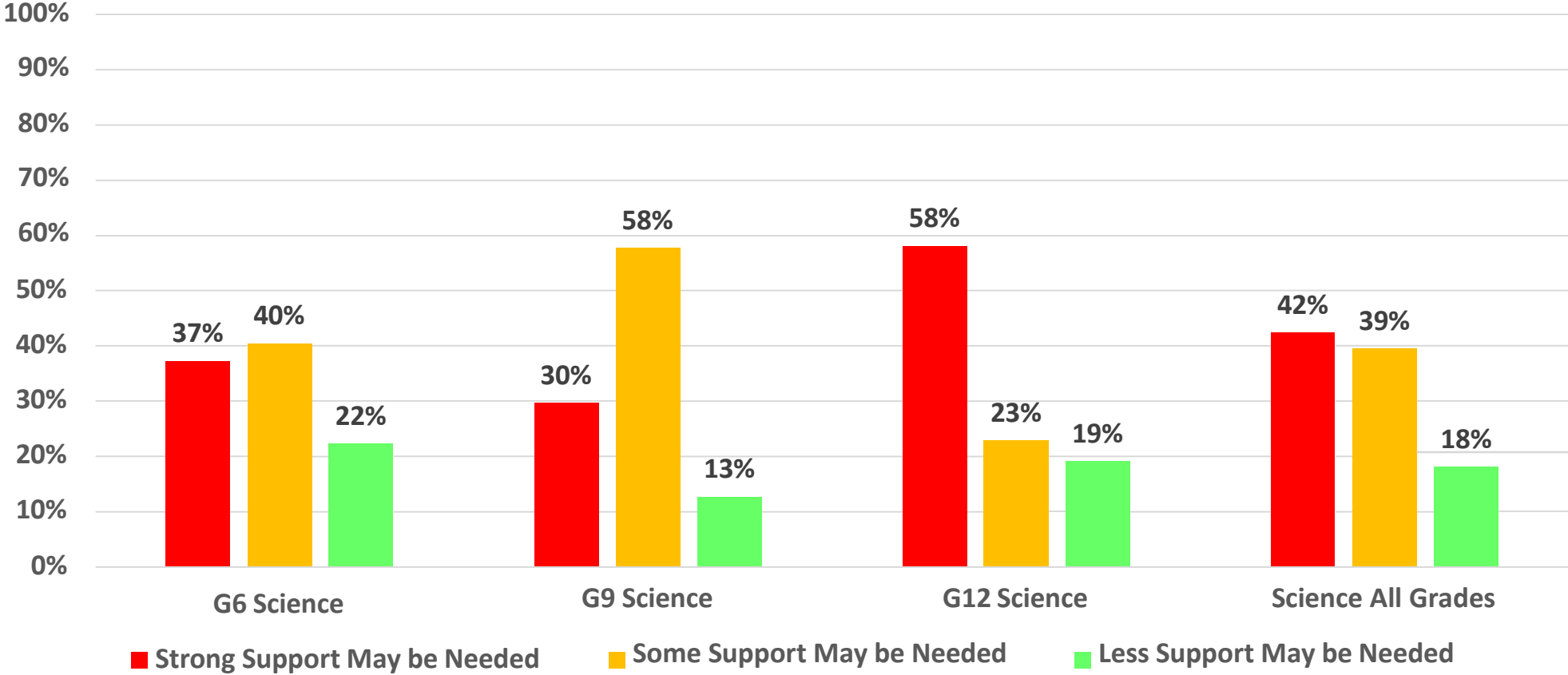
2021-22 Fall Start Strong Science

Grade	Total # students Tested	Support Levels					
		Strong Support May be Needed (Level 1)		Some Support May be Needed (Level 2)		Less Support May be Needed (Level 3)	
		2021-22	2021-22	2021-22	2021-22	2021-22	2021-22
		# of students	% of total	# of students	% of total	# of students	% of total
6	188	70	37%	76	40%	42	22%
9	182	54	30%	105	58%	23	13%
12	210	122	58%	48	23%	40	19%
All Grades	580	246	42%	229	39%	105	18%

HAZLET TOWNSHIP PUBLIC SCHOOLS

2021-22 Fall Start Strong Science

Distribution by Achievement Level



Section 2

School Analysis

HAZLET TOWNSHIP PUBLIC SCHOOLS

2021-22 Fall Start Strong

ELA/Language Arts Grade 4

School Comparison

School	Total # students Tested	Support Levels					
		Strong Support May be Needed (Level 1)		Some Support May be Needed (Level 2)		Less Support May be Needed (Level 3)	
		2021-22	2021-22	2021-22	2021-22	2021-22	2021-22
		# of students	% of total	# of students	% of total	# of students	% of total
Raritan Valley ES	49	14	29%	14	29%	21	43%
Lillian Drive ES	61	23	38%	15	25%	23	38%
Middle Road ES	68	18	26%	22	32%	28	41%

HAZLET TOWNSHIP PUBLIC SCHOOLS

2021-22 Fall Start Strong ELA/Language Arts Grade 5 School Comparison

School	Total # students Tested	Support Levels					
		Strong Support May be Needed (Level 1)		Some Support May be Needed (Level 2)		Less Support May be Needed (Level 3)	
		2021-22	2021-22	2021-22	2021-22	2021-22	2021-22
		# of students	% of total	# of students	% of total	# of students	% of total
Beers Street School	82	13	16%	32	39%	37	45%
Cove Road School	100	29	29%	24	24%	47	47%

HAZLET TOWNSHIP PUBLIC SCHOOLS

2021-22 Fall Start Strong ELA/Language Arts Grade 6 School Comparison

School	Total # students Tested	Support Levels					
		Strong Support May be Needed (Level 1)		Some Support May be Needed (Level 2)		Less Support May be Needed (Level 3)	
		2021-22	2021-22	2021-22	2021-22	2021-22	2021-22
		# of students	% of total	# of students	% of total	# of students	% of total
Beers Street School	80	19	24%	16	20%	45	56%
Cove Road School	107	35	33%	27	25%	45	42%

HAZLET TOWNSHIP PUBLIC SCHOOLS

2021-22 Fall Start Strong ELA/Language Arts Grade 7 School Comparison

School	Total # students Tested	Support Levels					
		Strong Support May be Needed (Level 1)		Some Support May be Needed (Level 2)		Less Support May be Needed (Level 3)	
		2021-22	2021-22	2021-22	2021-22	2021-22	2021-22
		# of students	% of total	# of students	% of total	# of students	% of total
Hazlet MS	201	66	33%	46	23%	89	44%

HAZLET TOWNSHIP PUBLIC SCHOOLS

2021-22 Fall Start Strong

ELA/Language Arts Grade 8

School Comparison

School	Total # students Tested	Support Levels					
		Strong Support May be Needed (Level 1)		Some Support May be Needed (Level 2)		Less Support May be Needed (Level 3)	
		2021-22	2021-22	2021-22	2021-22	2021-22	2021-22
		# of students	% of total	# of students	% of total	# of students	% of total
Hazlet MS	186	54	29%	33	18%	99	53%

HAZLET TOWNSHIP PUBLIC SCHOOLS

2021-22 Fall Start Strong ELA/Language Arts Grade 9 School Comparison

School	Total # students Tested	Support Levels					
		Strong Support May be Needed (Level 1)		Some Support May be Needed (Level 2)		Less Support May be Needed (Level 3)	
		2021-22	2021-22	2021-22	2021-22	2021-22	2021-22
		# of students	% of total	# of students	% of total	# of students	% of total
Raritan HS	190	61	32%	32	17%	97	51%

HAZLET TOWNSHIP PUBLIC SCHOOLS

2021-22 Fall Start Strong

ELA/Language Arts Grade 10

School Comparison

School	Total # students Tested	Support Levels					
		Strong Support May be Needed (Level 1)		Some Support May be Needed (Level 2)		Less Support May be Needed (Level 3)	
		2021-22	2021-22	2021-22	2021-22	2021-22	2021-22
		# of students	% of total	# of students	% of total	# of students	% of total
Raritan HS	213	50	23%	51	24%	112	53%

HAZLET TOWNSHIP PUBLIC SCHOOLS

2021-22 Fall Start Strong

Mathematics Grade 4

School Comparison

School	Total # students Tested	Support Levels					
		Strong Support May be Needed (Level 1)		Some Support May be Needed (Level 2)		Less Support May be Needed (Level 3)	
		2021-22	2021-22	2021-22	2021-22	2021-22	2021-22
		# of students	% of total	# of students	% of total	# of students	% of total
Raritan Valley ES	49	22	45%	11	22%	16	33%
Lillian Drive ES	61	22	36%	19	31%	20	33%
Middle Road ES	68	16	24%	33	49%	19	28%

HAZLET TOWNSHIP PUBLIC SCHOOLS

2021-22 Fall Start Strong

Mathematics Grade 5

School Comparison

School	Total # students Tested	Support Levels					
		Strong Support May be Needed (Level 1)		Some Support May be Needed (Level 2)		Less Support May be Needed (Level 3)	
		2021-22	2021-22	2021-22	2021-22	2021-22	2021-22
		# of students	% of total	# of students	% of total	# of students	% of total
Beers Street School	82	42	51%	24	29%	16	20%
Cove Road School	100	54	54%	19	19%	27	27%

HAZLET TOWNSHIP PUBLIC SCHOOLS

2021-22 Fall Start Strong

Mathematics Grade 6

School Comparison

School	Total # students Tested	Support Levels					
		Strong Support May be Needed (Level 1)		Some Support May be Needed (Level 2)		Less Support May be Needed (Level 3)	
		2021-22	2021-22	2021-22	2021-22	2021-22	2021-22
		# of students	% of total	# of students	% of total	# of students	% of total
Beers Street School	81	31	38%	32	40%	18	22%
Cove Road School	107	54	50%	38	36%	15	14%

HAZLET TOWNSHIP PUBLIC SCHOOLS

2021-22 Fall Start Strong

Mathematics Grade 7

School Comparison

School	Total # students Tested	Support Levels					
		Strong Support May be Needed (Level 1)		Some Support May be Needed (Level 2)		Less Support May be Needed (Level 3)	
		2021-22	2021-22	2021-22	2021-22	2021-22	2021-22
		# of students	% of total	# of students	% of total	# of students	% of total
Hazlet MS	181	63	35%	78	43%	40	22%

HAZLET TOWNSHIP PUBLIC SCHOOLS

2021-22 Fall Start Strong

Mathematics Grade 8

School Comparison

School	Total # students Tested	Support Levels					
		Strong Support May be Needed (Level 1)		Some Support May be Needed (Level 2)		Less Support May be Needed (Level 3)	
		2021-22	2021-22	2021-22	2021-22	2021-22	2021-22
		# of students	% of total	# of students	% of total	# of students	% of total
Hazlet MS	104	46	44%	49	47%	9	9%

HAZLET TOWNSHIP PUBLIC SCHOOLS

2021-22 Fall Start Strong Algebra I (MS) School Comparison

School	Total # students Tested	Support Levels					
		Strong Support May be Needed (Level 1)		Some Support May be Needed (Level 2)		Less Support May be Needed (Level 3)	
		2021-22	2021-22	2021-22	2021-22	2021-22	2021-22
		# of students	% of total	# of students	% of total	# of students	% of total
Hazlet MS	81	48	59%	24	30%	9	11%

HAZLET TOWNSHIP PUBLIC SCHOOLS

2021-22 Fall Start Strong Algebra I (HS) School Comparison

School	Total # students Tested	Support Levels					
		Strong Support May be Needed (Level 1)		Some Support May be Needed (Level 2)		Less Support May be Needed (Level 3)	
		2021-22	2021-22	2021-22	2021-22	2021-22	2021-22
		# of students	% of total	# of students	% of total	# of students	% of total
Raritan HS	114	80	70%	31	27%	3	3%

HAZLET TOWNSHIP PUBLIC SCHOOLS

2021-22 Fall Start Strong Geometry (MS) School Comparison

School	Total # students Tested	Support Levels					
		Strong Support May be Needed (Level 1)		Some Support May be Needed (Level 2)		Less Support May be Needed (Level 3)	
		2021-22	2021-22	2021-22	2021-22	2021-22	2021-22
		# of students	% of total	# of students	% of total	# of students	% of total
Hazlet MS	21	6	29%	6	29%	9	43%

HAZLET TOWNSHIP PUBLIC SCHOOLS

2021-22 Fall Start Strong Geometry (HS) School Comparison

School	Total # students Tested	Support Levels					
		Strong Support May be Needed (Level 1)		Some Support May be Needed (Level 2)		Less Support May be Needed (Level 3)	
		2021-22	2021-22	2021-22	2021-22	2021-22	2021-22
		# of students	% of total	# of students	% of total	# of students	% of total
Raritan HS	196	111	57%	66	34%	19	10%

HAZLET TOWNSHIP PUBLIC SCHOOLS

2021-22 Fall Start Strong Algebra II School Comparison

School	Total # students Tested	Support Levels					
		Strong Support May be Needed (Level 1)		Some Support May be Needed (Level 2)		Less Support May be Needed (Level 3)	
		2021-22	2021-22	2021-22	2021-22	2021-22	2021-22
		# of students	% of total	# of students	% of total	# of students	% of total
Raritan HS	188	61	32%	77	41%	50	27%

HAZLET TOWNSHIP PUBLIC SCHOOLS

2021-22 Fall Start Strong Science Grade 6 School Comparison

School	Total # students Tested	Support Levels					
		Strong Support May be Needed (Level 1)		Some Support May be Needed (Level 2)		Less Support May be Needed (Level 3)	
		2021-22	2021-22	2021-22	2021-22	2021-22	2021-22
		# of students	% of total	# of students	% of total	# of students	% of total
Beers Street School	81	28	35%	34	42%	19	23%
Cove Road School	107	42	39%	42	39%	23	21%

HAZLET TOWNSHIP PUBLIC SCHOOLS

2021-22 Fall Start Strong

Science Grade 9

School Comparison

School	Total # students Tested	Support Levels					
		Strong Support May be Needed (Level 1)		Some Support May be Needed (Level 2)		Less Support May be Needed (Level 3)	
		2021-22	2021-22	2021-22	2021-22	2021-22	2021-22
		# of students	% of total	# of students	% of total	# of students	% of total
Raritan HS	182	54	30%	105	58%	23	13%

HAZLET TOWNSHIP PUBLIC SCHOOLS

2021-22 Fall Start Strong

Science Grade 12

School Comparison

School	Total # students Tested	Support Levels					
		Strong Support May be Needed (Level 1)		Some Support May be Needed (Level 2)		Less Support May be Needed (Level 3)	
		2021-22	2021-22	2021-22	2021-22	2021-22	2021-22
		# of students	% of total	# of students	% of total	# of students	% of total
Raritan HS	210	122	58%	48	23%	40	19%

Section 3

Demographic Analysis

HAZLET TOWNSHIP PUBLIC SCHOOLS

2021-22 Fall Start Strong Performance by Subgroup **Race**

ELA/Language Arts

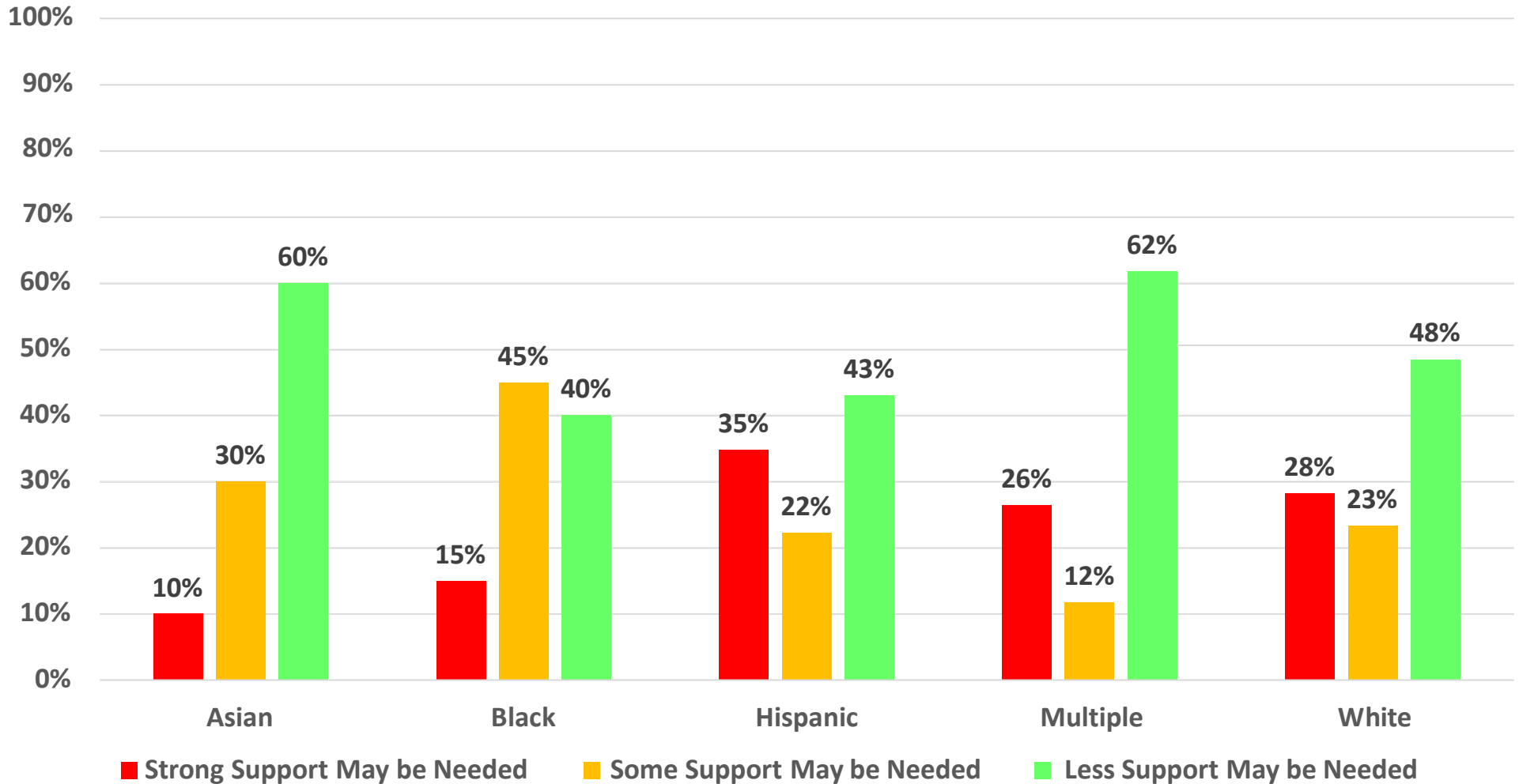
Grade Band	Race	Total # students Tested	% of students Tested	Support Levels					
				Strong Support May be Needed (Level 1)		Some Support May be Needed (Level 2)		Less Support May be Needed (Level 3)	
				2021-22	2021-22	2021-22	2021-22	2021-22	2021-22
				# of students	% of total	# of students	% of total	# of students	% of total
ES (G4-G6)	Asian	N	2%	N	8%	N	38%	N	54%
	Black	N	2%	N	33%	N	67%	N	0%
	Hispanic	92	17%	35	38%	21	23%	36	39%
	Multiple	N	3%	N	29%	N	12%	N	59%
	White	416	76%	107	26%	116	28%	193	46%
	<i>All Students</i>	547		151	28%	150	27%	246	45%
MS (G7-G8)	Asian	N	3%	N	10%	N	30%	N	60%
	Black	N	1%	N	0%	N	25%	N	75%
	Hispanic	50	13%	18	36%	8	16%	24	48%
	Multiple	N	1%	N	20%	N	20%	N	60%
	White	318	82%	100	31%	66	21%	152	48%
	<i>All Students</i>	387		120	31%	79	20%	188	49%
HS (G9-G12)	Asian	N	2%	N	14%	N	14%	N	71%
	Black	N	2%	N	0%	N	29%	N	71%
	Hispanic	65	16%	19	29%	17	26%	29	45%
	Multiple	N	3%	N	25%	N	8%	N	67%
	White	312	77%	88	28%	62	20%	162	52%
	<i>All Students</i>	403		111	28%	83	21%	209	52%
All Grades	Asian	30	2%	3	10%	9	30%	18	60%
	Black	20	1%	3	15%	9	45%	8	40%
	Hispanic	207	15%	72	35%	46	22%	89	43%
	Multiple	34	3%	9	26%	4	12%	21	62%
	White	1,046	78%	295	28%	244	23%	507	48%
	<i>All Students</i>	1,337		382	29%	312	23%	643	48%

HAZLET TOWNSHIP PUBLIC SCHOOLS

2021-22 Fall Start Strong Performance by Subgroup **Race**

ELA/Language Arts

Distribution by Achievement Level (All Grades)



HAZLET TOWNSHIP PUBLIC SCHOOLS

2021-22 Fall Start Strong Performance by Subgroup **Race**

Mathematics

Grade Band	Race	Total # students Tested	% of students Tested	Support Levels					
				Strong Support May be Needed (Level 1)		Some Support May be Needed (Level 2)		Less Support May be Needed (Level 3)	
				2021-22	2021-22	2021-22	2021-22	2021-22	2021-22
				# of students	% of total	# of students	% of total	# of students	% of total
ES (G4-G6)	Asian	N	2%	N	38%	N	15%	N	46%
	Black	N	2%	N	67%	N	22%	N	11%
	Hispanic	92	17%	53	58%	28	30%	11	12%
	Multiple	N	3%	N	47%	N	24%	N	29%
	White	417	76%	169	41%	140	34%	108	26%
	All Students	548		241	44%	176	32%	131	24%
MS (G7-G8)	Asian	N	3%	N	30%	N	30%	N	40%
	Black	N	1%	N	75%	N	25%	N	0%
	Hispanic	50	13%	23	46%	19	38%	8	16%
	Multiple	N	1%	N	20%	N	60%	N	20%
	White	318	82%	133	42%	131	41%	54	17%
	All Students	387		163	42%	157	41%	67	17%
HS (G9-G12)	Asian	N	2%	N	25%	N	63%	N	13%
	Black	N	3%	N	31%	N	54%	N	15%
	Hispanic	80	16%	48	60%	25	31%	7	9%
	Multiple	N	3%	N	53%	N	20%	N	27%
	White	382	77%	190	50%	134	35%	58	15%
	All Students	498		252	51%	174	35%	72	14%
All Grades	Asian	31	2%	10	32%	10	32%	11	35%
	Black	26	2%	13	50%	10	38%	3	12%
	Hispanic	222	15%	124	56%	72	32%	26	12%
	Multiple	37	3%	17	46%	10	27%	10	27%
	White	1,117	78%	492	44%	405	36%	220	20%
	All Students	1,433		656	46%	507	35%	270	19%

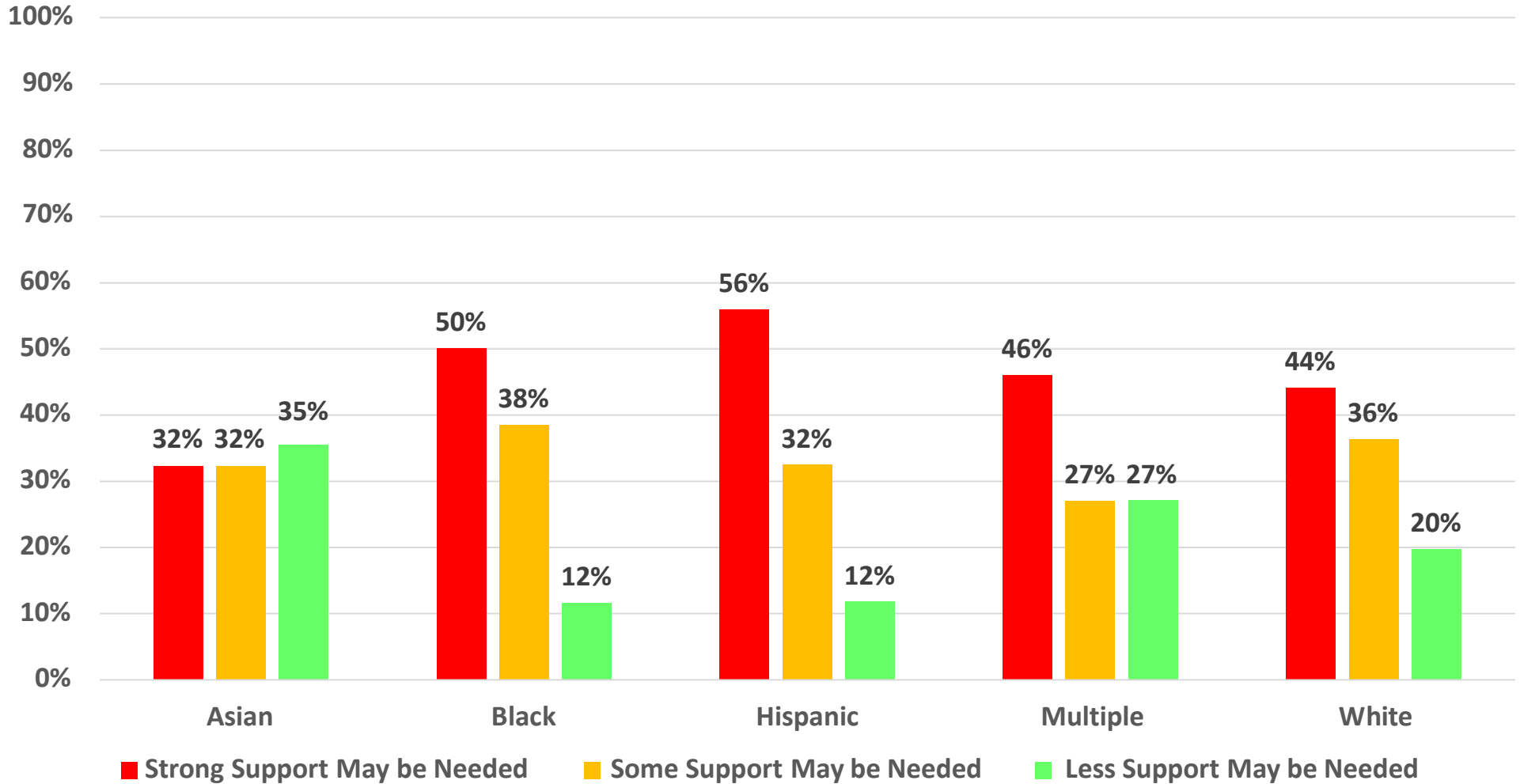
Middle School (MS) Grade Band includes any Algebra I or Geometry results taken in Middle School

HAZLET TOWNSHIP PUBLIC SCHOOLS

2021-22 Fall Start Strong Performance by Subgroup **Race**

Mathematics

Distribution by Achievement Level (All Grades)



HAZLET TOWNSHIP PUBLIC SCHOOLS

2021-22 Fall Start Strong Performance by Subgroup **Race**

Science

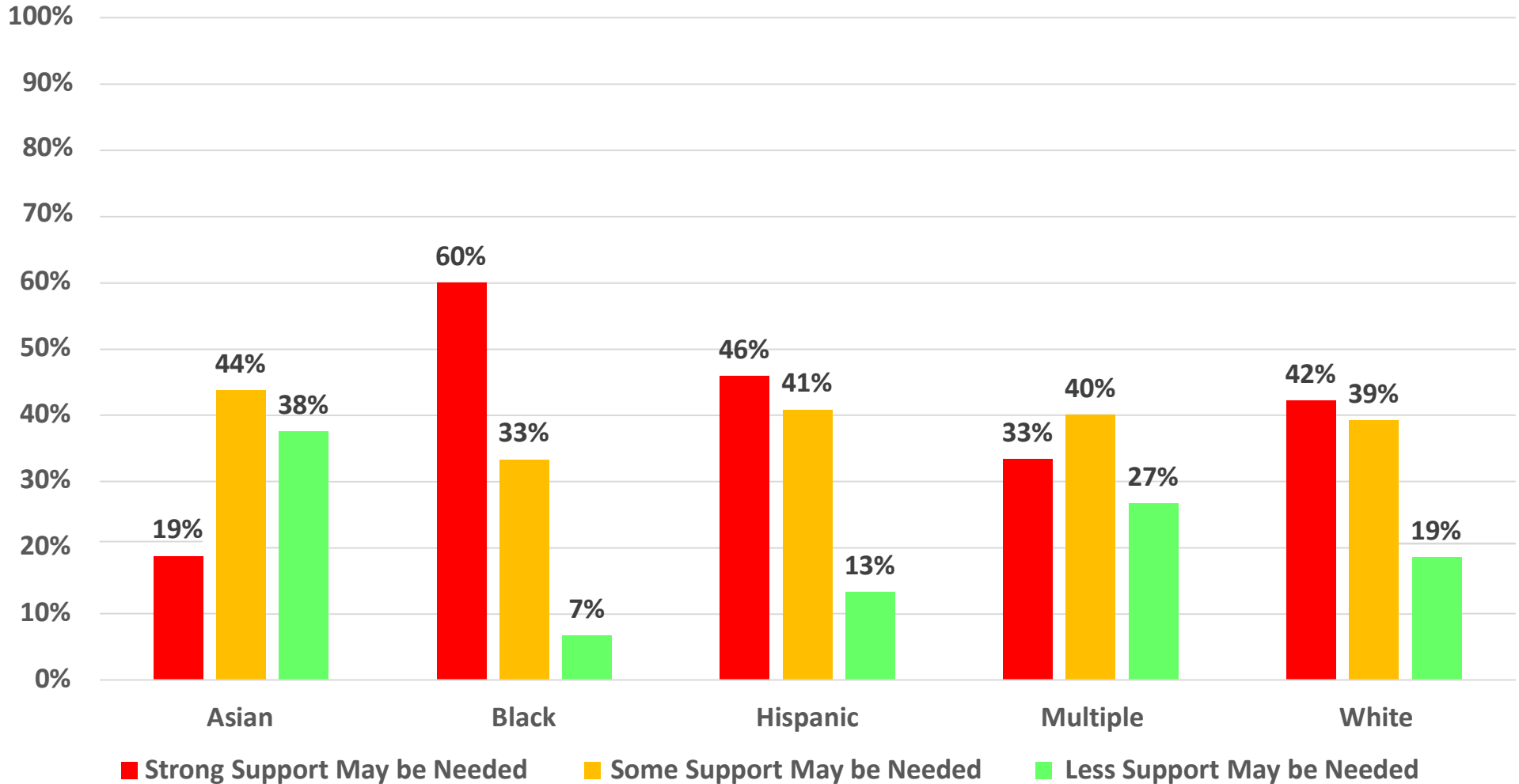
Grade Band	Race	Total # students Tested	% of students Tested	Support Levels					
				Strong Support May be Needed (Level 1)		Some Support May be Needed (Level 2)		Less Support May be Needed (Level 3)	
				2021-22	2021-22	2021-22	2021-22	2021-22	2021-22
				# of students	% of total	# of students	% of total	# of students	% of total
ES (G4-G6)	Asian	N	3%	N	17%	N	50%	N	33%
	Black	N	3%	N	50%	N	33%	N	17%
	Hispanic	40	21%	17	43%	15	38%	8	20%
	Multiple	N	3%	N	33%	N	33%	N	33%
	White	130	69%	47	36%	54	42%	29	22%
	<i>All Students</i>	<i>188</i>		<i>70</i>	<i>37%</i>	<i>76</i>	<i>40%</i>	<i>42</i>	<i>22%</i>
HS (G9-G12)	Asian	N	3%	N	20%	N	40%	N	40%
	Black	N	2%	N	67%	N	33%	N	0%
	Hispanic	58	15%	28	48%	25	43%	5	9%
	Multiple	N	2%	N	33%	N	44%	N	22%
	White	306	78%	137	45%	117	38%	52	17%
	<i>All Students</i>	<i>392</i>		<i>176</i>	<i>45%</i>	<i>153</i>	<i>39%</i>	<i>63</i>	<i>16%</i>
All Grades	Asian	N	3%	N	19%	N	44%	N	38%
	Black	N	3%	N	60%	N	33%	N	7%
	Hispanic	98	17%	45	46%	40	41%	13	13%
	Multiple	N	3%	N	33%	N	40%	N	27%
	White	436	75%	184	42%	171	39%	81	19%
	<i>All Students</i>	<i>580</i>		<i>246</i>	<i>42%</i>	<i>229</i>	<i>39%</i>	<i>105</i>	<i>18%</i>

HAZLET TOWNSHIP PUBLIC SCHOOLS

2021-22 Fall Start Strong Performance by Subgroup **Race**

Science

Distribution by Achievement Level (All Grades)



HAZLET TOWNSHIP PUBLIC SCHOOLS

2021-22 Fall Start Strong Performance by Subgroup **Gender**

ELA/Language Arts

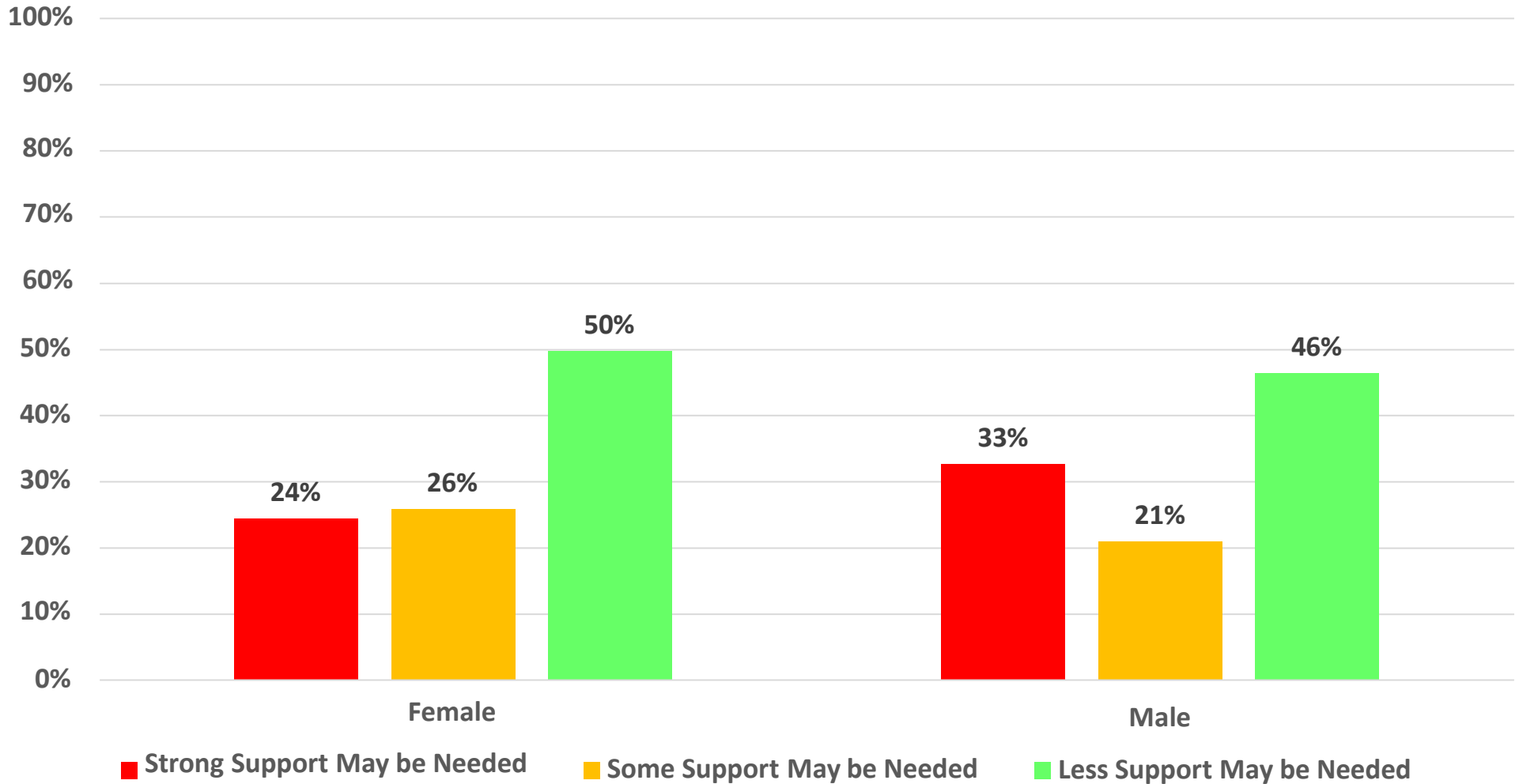
Grade Band	Race	Total # students Tested	% of students Tested	Support Levels					
				Strong Support May be Needed (Level 1)		Some Support May be Needed (Level 2)		Less Support May be Needed (Level 3)	
				2021-22	2021-22	2021-22	2021-22	2021-22	2021-22
				# of students	% of total	# of students	% of total	# of students	% of total
ES (G4-G6)	Female	278	51%	64	23%	85	31%	129	46%
	Male	269	49%	87	32%	65	24%	117	43%
	<i>All Students</i>	547		151	28%	150	27%	246	45%
MS (G7-G8)	Female	189	49%	51	27%	38	20%	100	53%
	Male	198	51%	69	35%	41	21%	88	44%
	<i>All Students</i>	387		120	31%	79	20%	188	49%
HS (G9-G12)	Female	190	47%	45	24%	47	25%	98	52%
	Male	212	53%	66	31%	36	17%	110	52%
	Unknown	N	0%	N	0%	N	0%	N	100%
	<i>All Students</i>	403		111	28%	83	21%	209	52%
All Grades	Female	657	49%	160	24%	170	26%	327	50%
	Male	679	51%	222	33%	142	21%	315	46%
	Unknown	N	0%	N	0%	N	0%	N	100%
	<i>All Students</i>	1,337		382	29%	312	23%	643	48%

HAZLET TOWNSHIP PUBLIC SCHOOLS

2021-22 Fall Start Strong Performance by Subgroup **Gender**

ELA/Language Arts

Distribution by Achievement Level (All Grades)



HAZLET TOWNSHIP PUBLIC SCHOOLS

2021-22 Fall Start Strong Performance by Subgroup **Gender**

Mathematics

Grade Band	Race	Total # students Tested	% of students Tested	Support Levels					
				Strong Support May be Needed (Level 1)		Some Support May be Needed (Level 2)		Less Support May be Needed (Level 3)	
				2021-22	2021-22	2021-22	2021-22	2021-22	2021-22
				# of students	% of total	# of students	% of total	# of students	% of total
ES (G4-G6)	Female	278	51%	131	47%	88	32%	59	21%
	Male	270	49%	110	41%	88	33%	72	27%
	<i>All Students</i>	548		241	44%	176	32%	131	24%
MS (G7-G8)	Female	189	49%	91	48%	69	37%	29	15%
	Male	198	51%	72	36%	88	44%	38	19%
	<i>All Students</i>	387		163	42%	157	41%	67	17%
HS (G9-G12)	Female	221	44%	113	51%	81	37%	27	12%
	Male	276	55%	138	50%	93	34%	45	16%
	Unknown	N	0%	N	100%	N	0%	N	0%
	<i>All Students</i>	498		252	51%	174	35%	72	14%
All Grades	Female	688	48%	335	49%	238	35%	115	17%
	Male	744	52%	320	43%	269	36%	155	21%
	Unknown	N	0%	N	100%	N	0%	N	0%
	<i>All Students</i>	1,433		656	46%	507	35%	270	19%

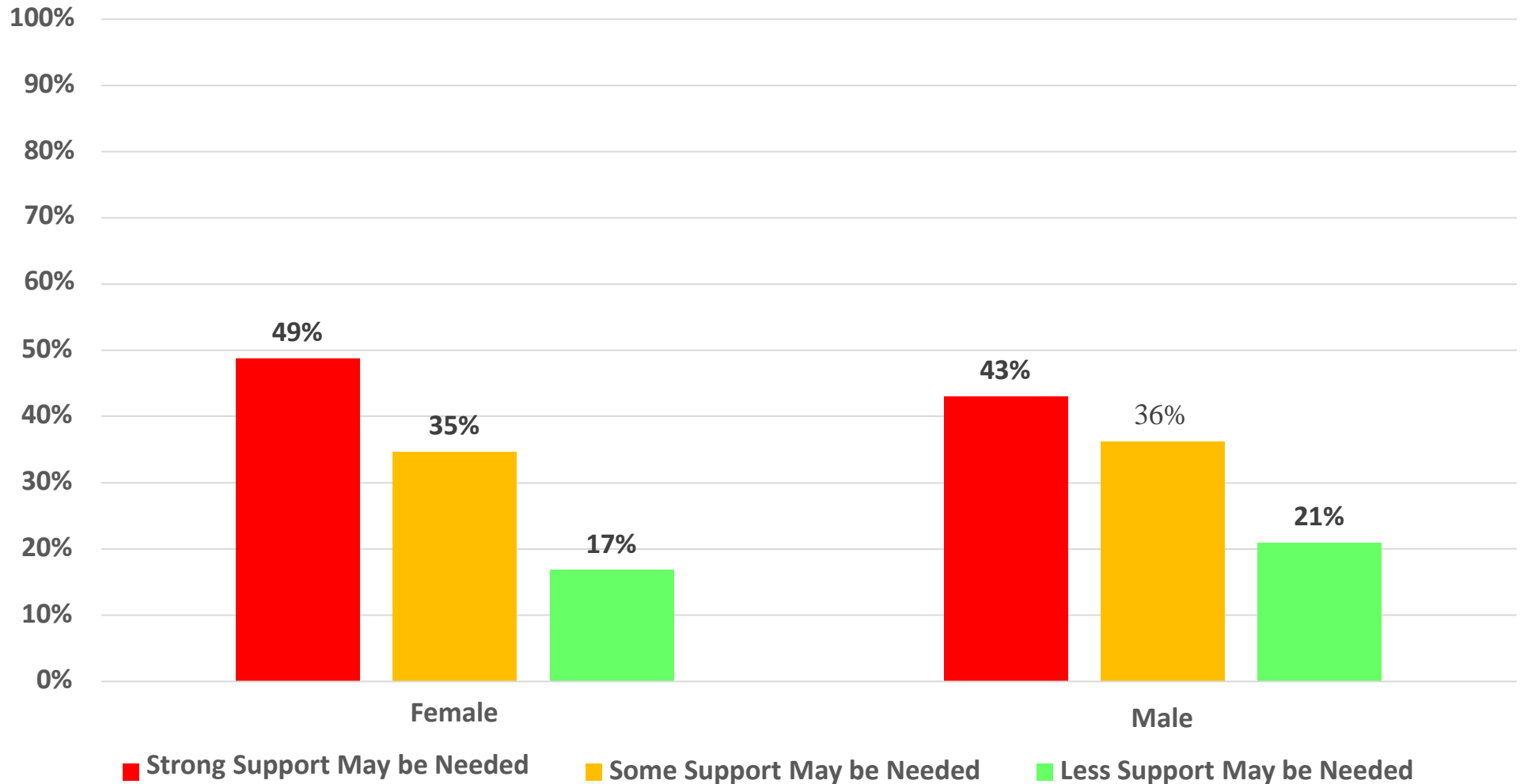
Middle School (MS) Grade Band includes any Algebra I or Geometry results taken in Middle School

HAZLET TOWNSHIP PUBLIC SCHOOLS

2021-22 Fall Start Strong Performance by Subgroup Gender

Mathematics

Distribution by Achievement Level (All Grades)



HAZLET TOWNSHIP PUBLIC SCHOOLS

2021-22 Fall Start Strong Performance by Subgroup **Gender**

Science

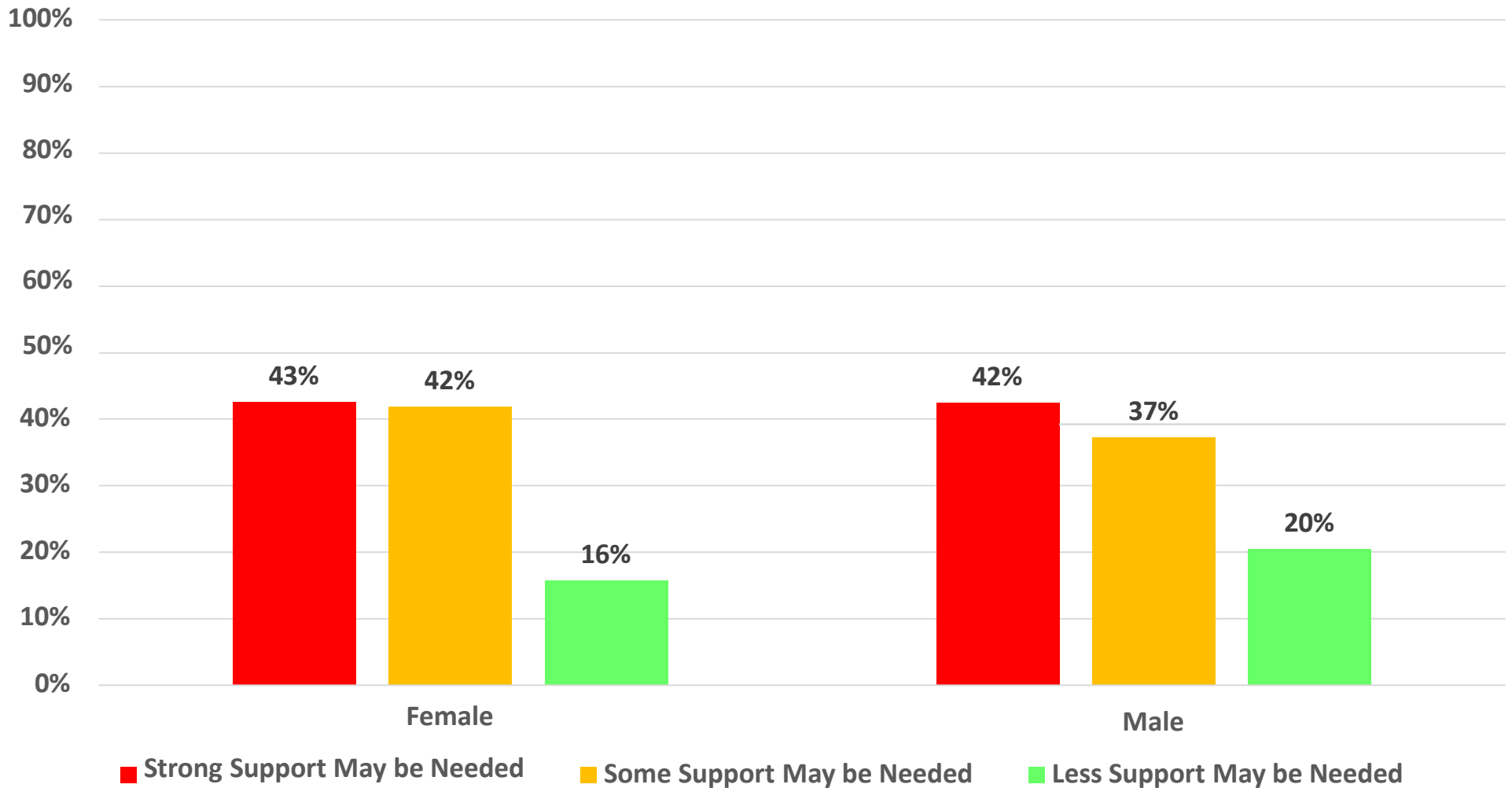
Grade Band	Race	Total # students Tested	% of students Tested	Support Levels					
				Strong Support May be Needed (Level 1)		Some Support May be Needed (Level 2)		Less Support May be Needed (Level 3)	
				2021-22	2021-22	2021-22	2021-22	2021-22	2021-22
				# of students	% of total	# of students	% of total	# of students	% of total
ES (G4-G6)	Female	90	48%	35	39%	37	41%	18	20%
	Male	98	52%	35	36%	39	40%	24	24%
	<i>All Students</i>	188		70	37%	76	40%	42	22%
HS (G9-G12)	Female	185	47%	82	44%	78	42%	25	14%
	Male	206	53%	94	46%	74	36%	38	18%
	Unknown	N	0%	N	0%	N	100%	N	0%
	<i>All Students</i>	392		176	45%	153	39%	63	16%
All Grades	Female	275	47%	117	43%	115	42%	43	16%
	Male	304	52%	129	42%	113	37%	62	20%
	Unknown	N	0%	N	0%	N	100%	N	0%
	<i>All Students</i>	580		246	42%	229	39%	105	18%

HAZLET TOWNSHIP PUBLIC SCHOOLS

2021-22 Fall Start Strong Performance by Subgroup **Gender**

Science

Distribution by Achievement Level (All Grades)



HAZLET TOWNSHIP PUBLIC SCHOOLS

2021-22 Fall Start Strong Performance by Subgroup Program

ELA/Language Arts

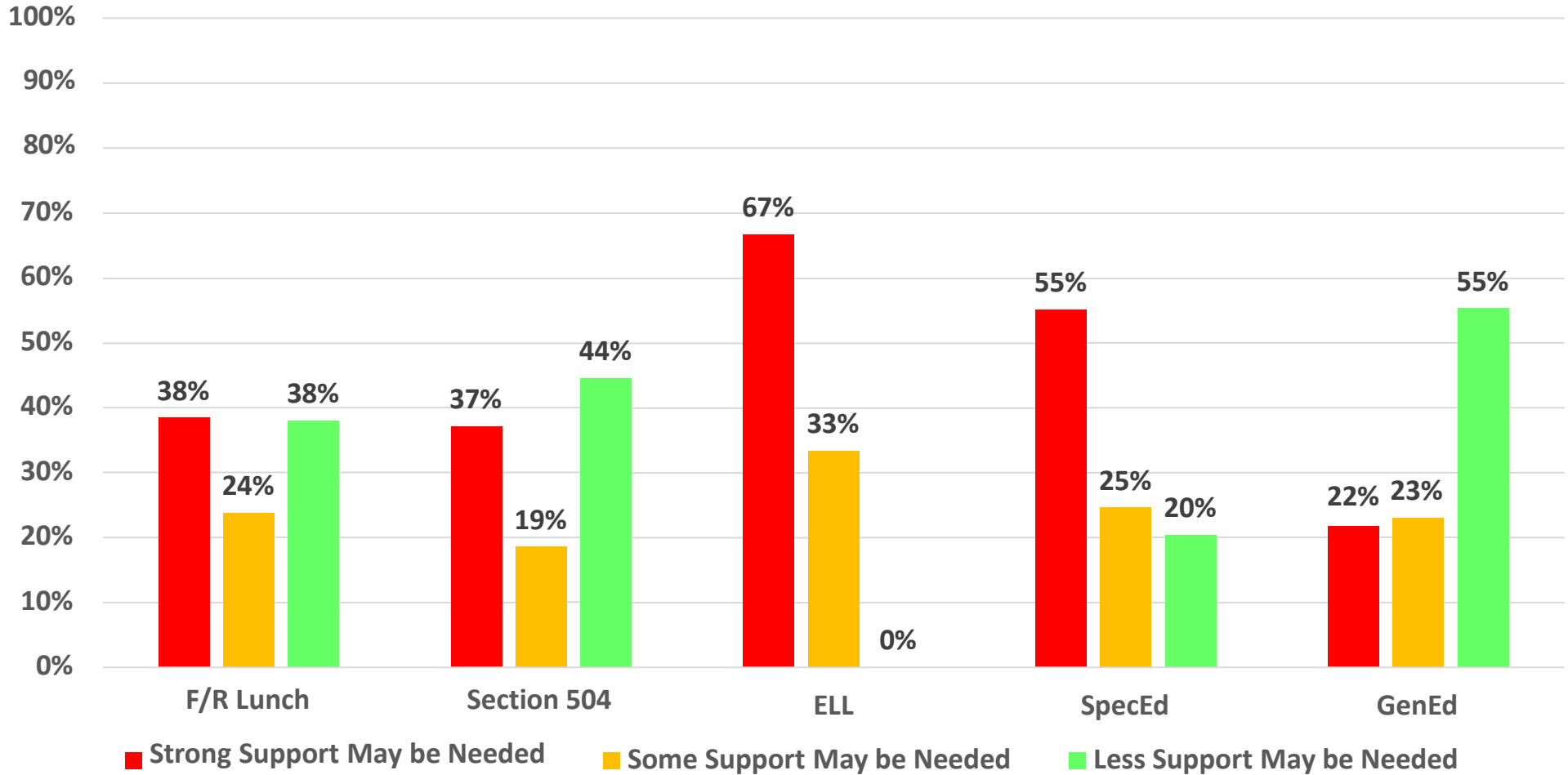
Grade Band	Race	Total # students Tested	% of students Tested	Support Levels					
				Strong Support May be Needed (Level 1)		Some Support May be Needed (Level 2)		Less Support May be Needed (Level 3)	
				2021-22	2021-22	2021-22	2021-22	2021-22	2021-22
				# of students	% of total	# of students	% of total	# of students	% of total
ES (G4-G6)	F/R Lunch	86	16%	33	38%	24	28%	29	34%
	Section 504	N	3%	N	17%	N	22%	N	61%
	ELL	N	1%	N	75%	N	25%	N	0%
	SpecEd	113	21%	65	58%	26	23%	22	19%
	GenEd	430	79%	83	19%	123	29%	224	52%
	<i>All Students</i>	547		151	28%	150	27%	246	45%
MS (G7-G8)	F/R Lunch	59	15%	27	46%	12	20%	20	34%
	Section 504	N	4%	N	56%	N	6%	N	38%
	SpecEd	80	21%	46	58%	21	26%	13	16%
	GenEd	307	79%	74	24%	58	19%	175	57%
	<i>All Students</i>	387		120	31%	79	20%	188	49%
HS (G9-G12)	F/R Lunch	66	16%	21	32%	14	21%	31	47%
	Section 504	20	5%	8	40%	5	25%	7	35%
	ELL	N	0%	N	50%	N	50%	N	0%
	SpecEd	72	18%	35	49%	18	25%	19	26%
	GenEd	329	82%	75	23%	64	19%	190	58%
	<i>All Students</i>	403		111	28%	83	21%	209	52%
All Grades	F/R Lunch	211	16%	81	38%	50	24%	80	38%
	Section 504	54	4%	20	37%	10	19%	24	44%
	ELL	N	0%	N	67%	N	33%	N	0%
	SpecEd	265	20%	146	55%	65	25%	54	20%
	GenEd	1,066	80%	232	22%	245	23%	589	55%
	<i>All Students</i>	1,337		382	29%	312	23%	643	48%

HAZLET TOWNSHIP PUBLIC SCHOOLS

2021-22 Fall Start Strong Performance by Subgroup Program

ELA/Language Arts

Distribution by Achievement Level (All Grades)



HAZLET TOWNSHIP PUBLIC SCHOOLS

2021-22 Fall Start Strong Performance by Subgroup **Program**

Mathematics

Grade Band	Race	Total # students Tested	% of students Tested	Support Levels					
				Strong Support May be Needed (Level 1)		Some Support May be Needed (Level 2)		Less Support May be Needed (Level 3)	
				2021-22	2021-22	2021-22	2021-22	2021-22	2021-22
				# of students	% of total	# of students	% of total	# of students	% of total
ES (G4-G6)	F/R Lunch	86	16%	54	63%	21	24%	11	13%
	Section 504	N	3%	N	44%	N	39%	N	17%
	ELL	N	1%	N	75%	N	25%	N	0%
	SpecEd	114	21%	86	75%	17	15%	11	10%
	GenEd	430	78%	152	35%	158	37%	120	28%
	<i>All Students</i>	<i>548</i>		<i>241</i>	<i>44%</i>	<i>176</i>	<i>32%</i>	<i>131</i>	<i>24%</i>
MS (G7-G8)	F/R Lunch	59	15%	30	51%	23	39%	6	10%
	Section 504	N	4%	N	50%	N	50%	N	0%
	SpecEd	80	21%	51	64%	24	30%	5	6%
	GenEd	307	79%	112	36%	133	43%	62	20%
	<i>All Students</i>	<i>387</i>		<i>163</i>	<i>42%</i>	<i>157</i>	<i>41%</i>	<i>67</i>	<i>17%</i>
HS (G9-G12)	F/R Lunch	91	18%	54	59%	27	30%	10	11%
	Section 504	29	6%	11	38%	14	48%	4	14%
	ELL	N	1%	N	100%	N	0%	N	0%
	SpecEd	105	21%	79	75%	17	16%	9	9%
	GenEd	388	78%	168	43%	157	40%	63	16%
	<i>All Students</i>	<i>498</i>		<i>252</i>	<i>51%</i>	<i>174</i>	<i>35%</i>	<i>72</i>	<i>14%</i>
All Grades	F/R Lunch	236	16%	138	58%	71	30%	27	11%
	Section 504	63	4%	27	43%	29	46%	7	11%
	ELL	N	1%	N	89%	N	11%	N	0%
	SpecEd	299	21%	216	72%	58	19%	25	8%
	GenEd	1,125	79%	432	38%	448	40%	245	22%
	<i>All Students</i>	<i>1,433</i>		<i>656</i>	<i>46%</i>	<i>507</i>	<i>35%</i>	<i>270</i>	<i>19%</i>

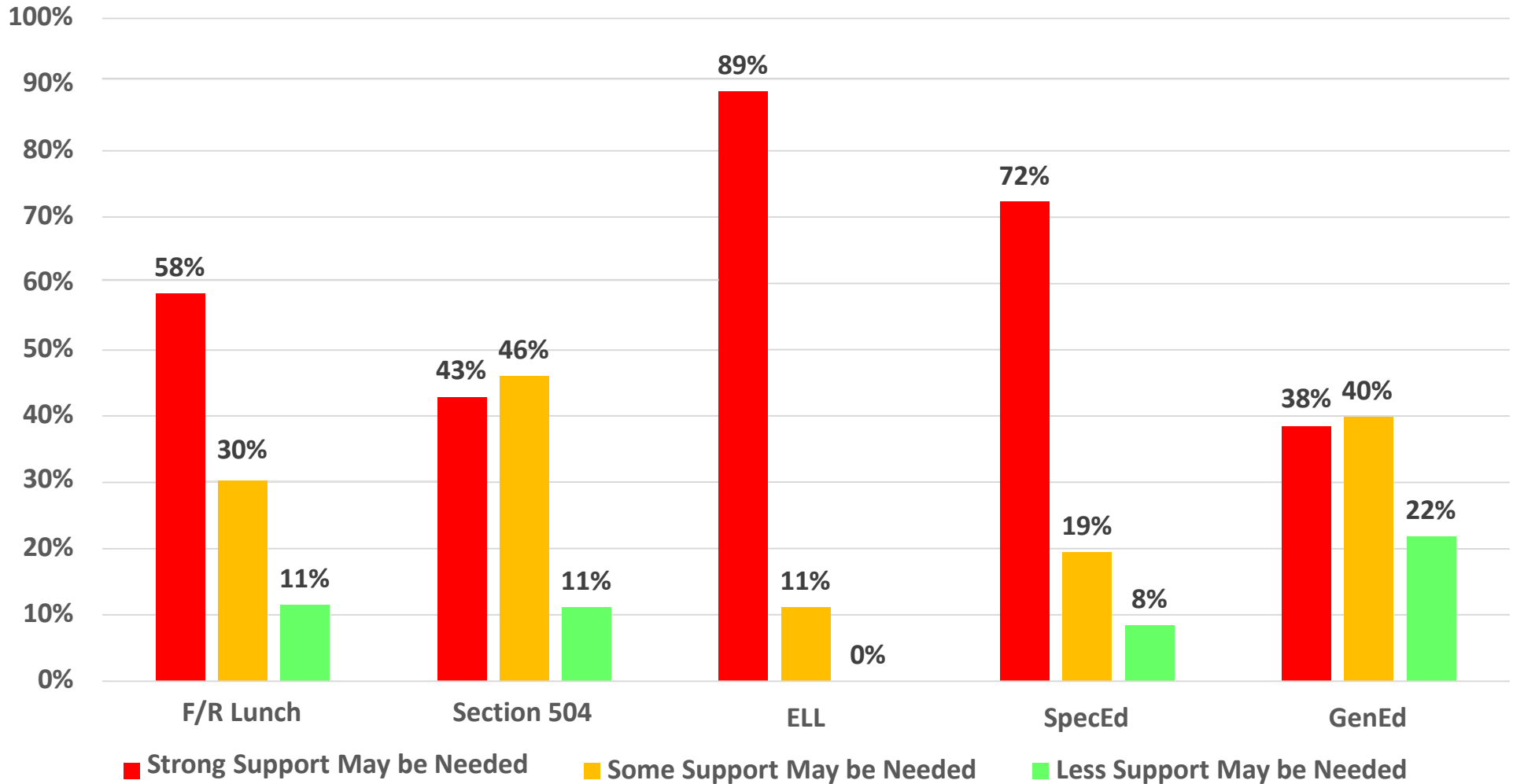
Middle School (MS) Grade Band includes any Algebra I or Geometry results taken in Middle School

HAZLET TOWNSHIP PUBLIC SCHOOLS

2021-22 Fall Start Strong Performance by Subgroup Program

Mathematics

Distribution by Achievement Level (All Grades)



HAZLET TOWNSHIP PUBLIC SCHOOLS

2021-22 Fall Start Strong Performance by Subgroup **Program**

Science

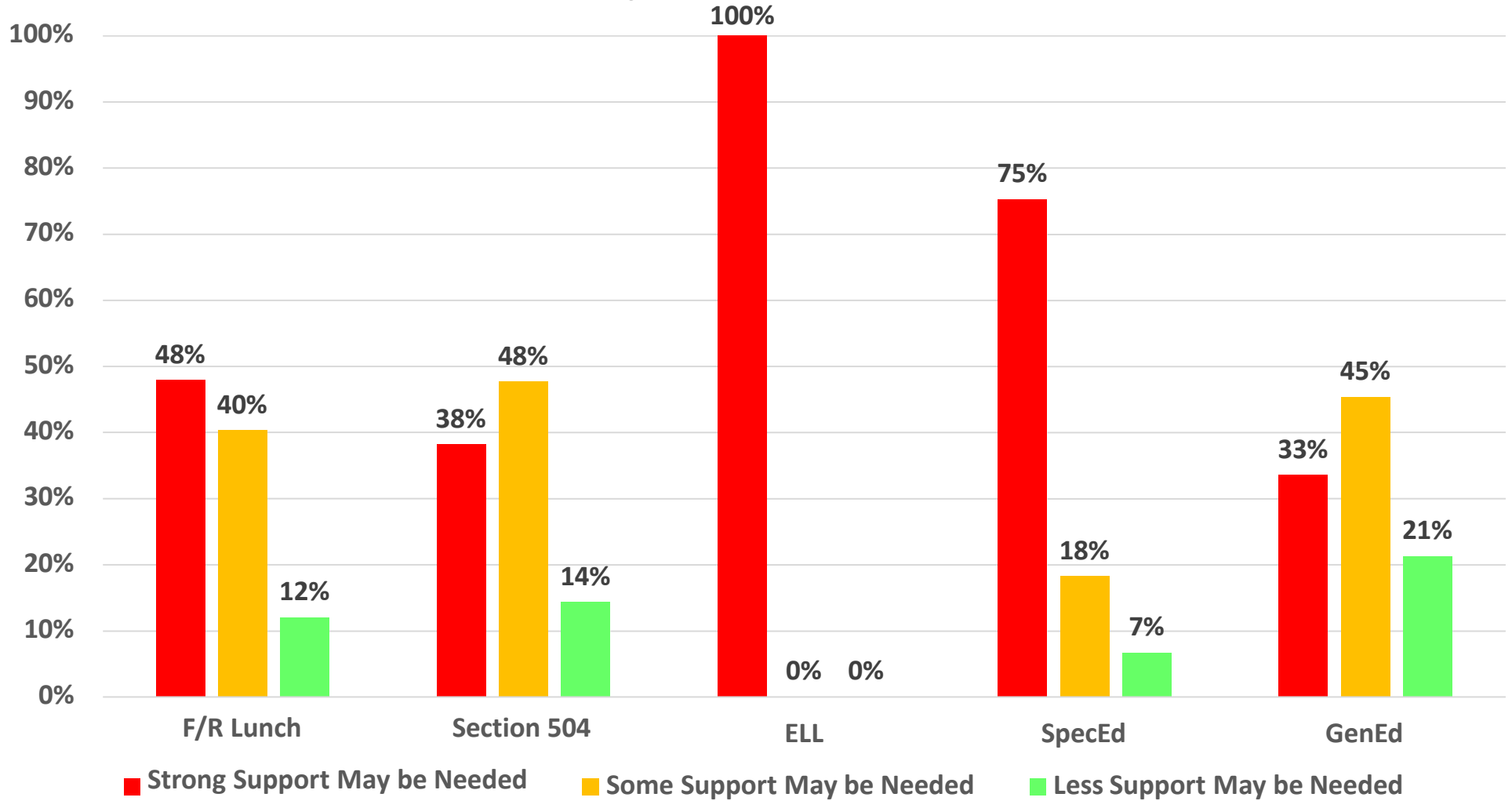
Grade Band	Race	Total # students Tested	% of students Tested	Support Levels					
				Strong Support May be Needed (Level 1)		Some Support May be Needed (Level 2)		Less Support May be Needed (Level 3)	
				2021-22	2021-22	2021-22	2021-22	2021-22	2021-22
				# of students	% of total	# of students	% of total	# of students	% of total
ES (G4-G6)	F/R Lunch	31	16%	13	42%	13	42%	5	16%
	Section 504	N	3%	N	17%	N	67%	N	17%
	SpecEd	39	21%	29	74%	8	21%	2	5%
	GenEd	149	79%	41	28%	68	46%	40	27%
	<i>All Students</i>	188		70	37%	76	40%	42	22%
HS (G9-G12)	F/R Lunch	61	16%	31	51%	24	39%	6	10%
	Section 504	N	4%	N	47%	N	40%	N	13%
	ELL	N	1%	N	100%	N	0%	N	0%
	SpecEd	82	21%	62	76%	14	17%	6	7%
	GenEd	308	79%	112	36%	139	45%	57	19%
	<i>All Students</i>	392		176	45%	153	39%	63	16%
All Grades	F/R Lunch	92	16%	44	48%	37	40%	11	12%
	Section 504	21	4%	8	38%	10	48%	3	14%
	ELL	N	0%	N	100%	N	0%	N	0%
	SpecEd	121	21%	91	75%	22	18%	8	7%
	GenEd	457	79%	153	33%	207	45%	97	21%
	<i>All Students</i>	580		246	42%	229	39%	105	18%

HAZLET TOWNSHIP PUBLIC SCHOOLS

2021-22 Fall Start Strong Performance by Subgroup Program

Science

Distribution by Achievement Level (All Grades)



Section 4

Next Steps

How do we use this data to move forward?

- Supervisors and academic coaches began analyzing the data immediately
- Teachers were given access to their class reports which included standards analysis reports and question analysis reports
- Department meetings focuses on data analysis
- Professional development workshops were provided and will continue to be provided to look closely at the data
- Individual student reports have been used to group students within the classroom
- Classwork has been designed and assigned to focus on specific standards that are in need of attention
- Virtual homework help is available for students grades 1-12
- After school tutoring is available in all schools

Thank You